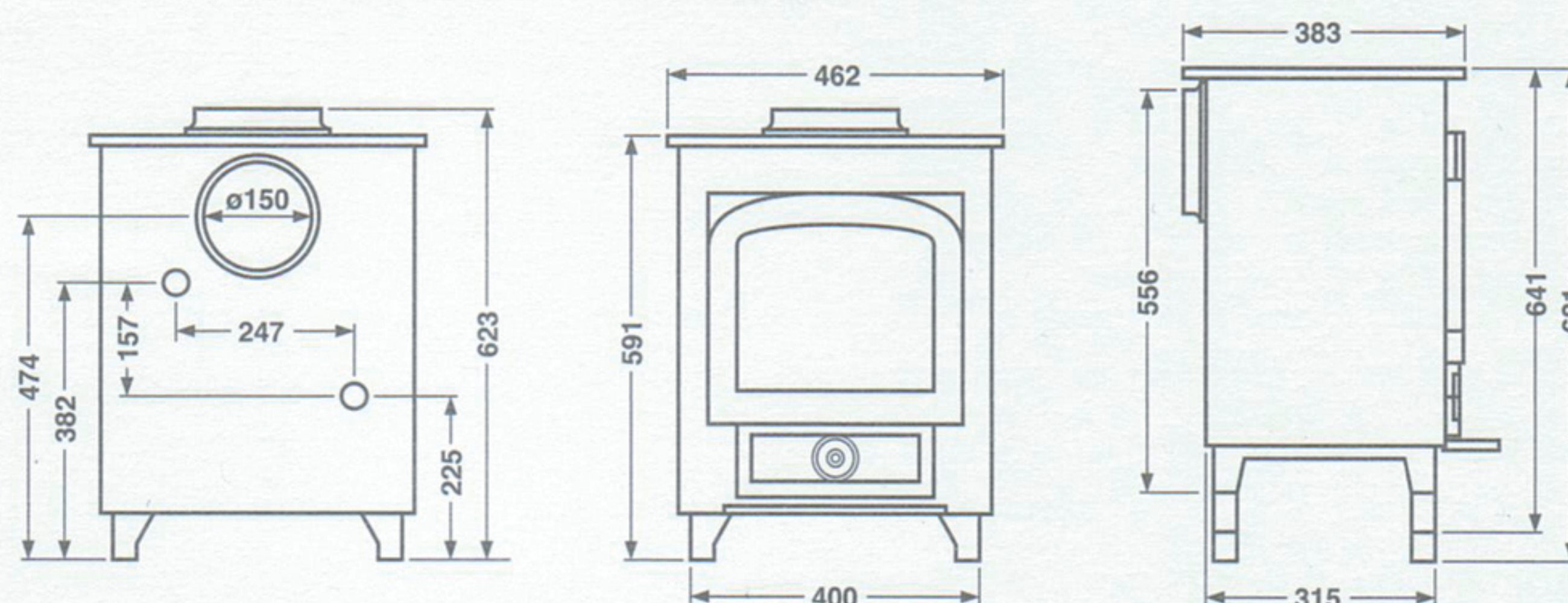


DIMENSIONS & SPECIFICATION INFORMATION

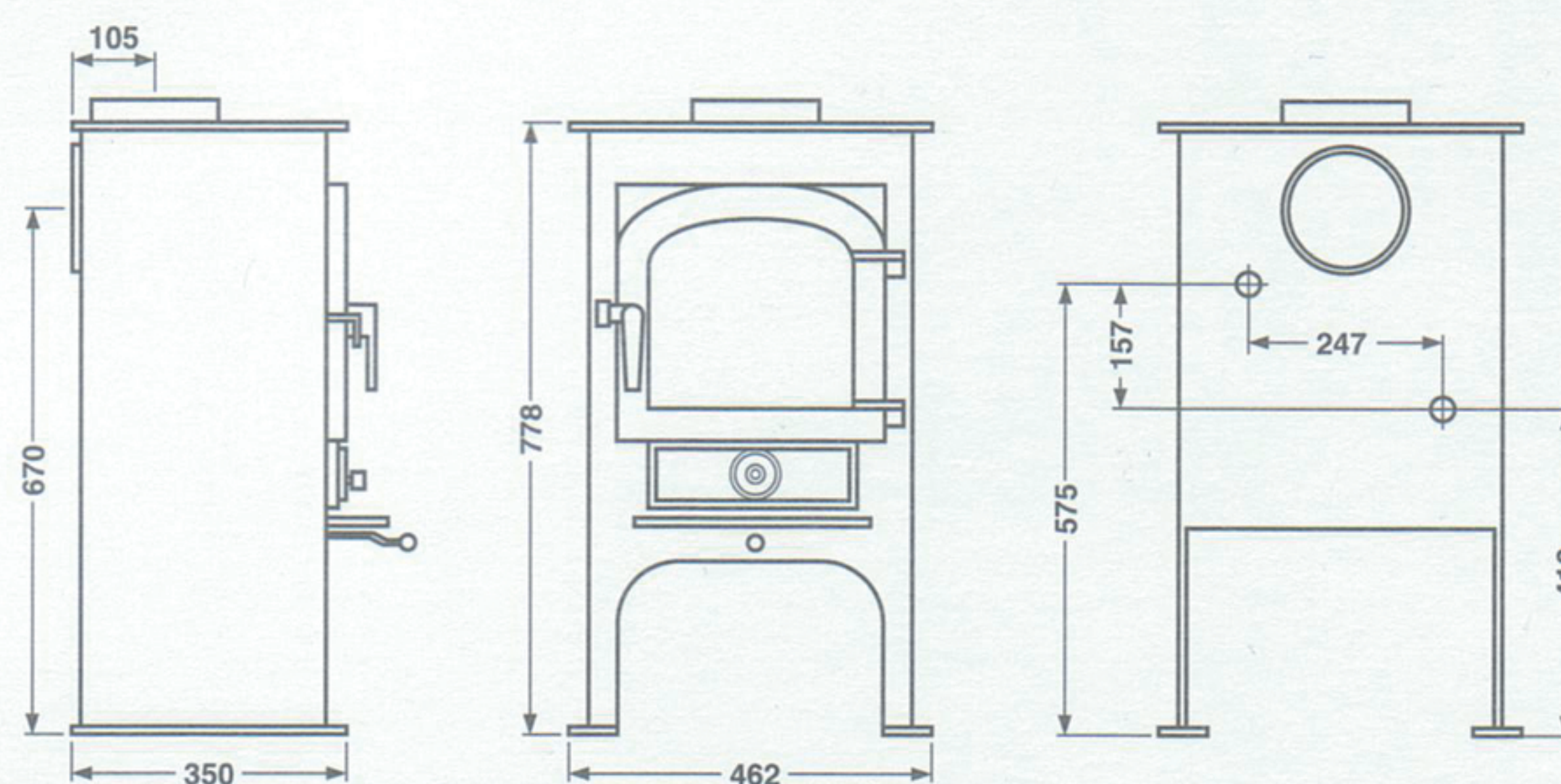
PIONEER 400

Heat Output	1kW to 5kW
Weight	100 kgs (without boiler)
Flue Outlet	150mm (6")
Boiler Options	■ 8,000Btu
Max. Log Length	250mm (10")



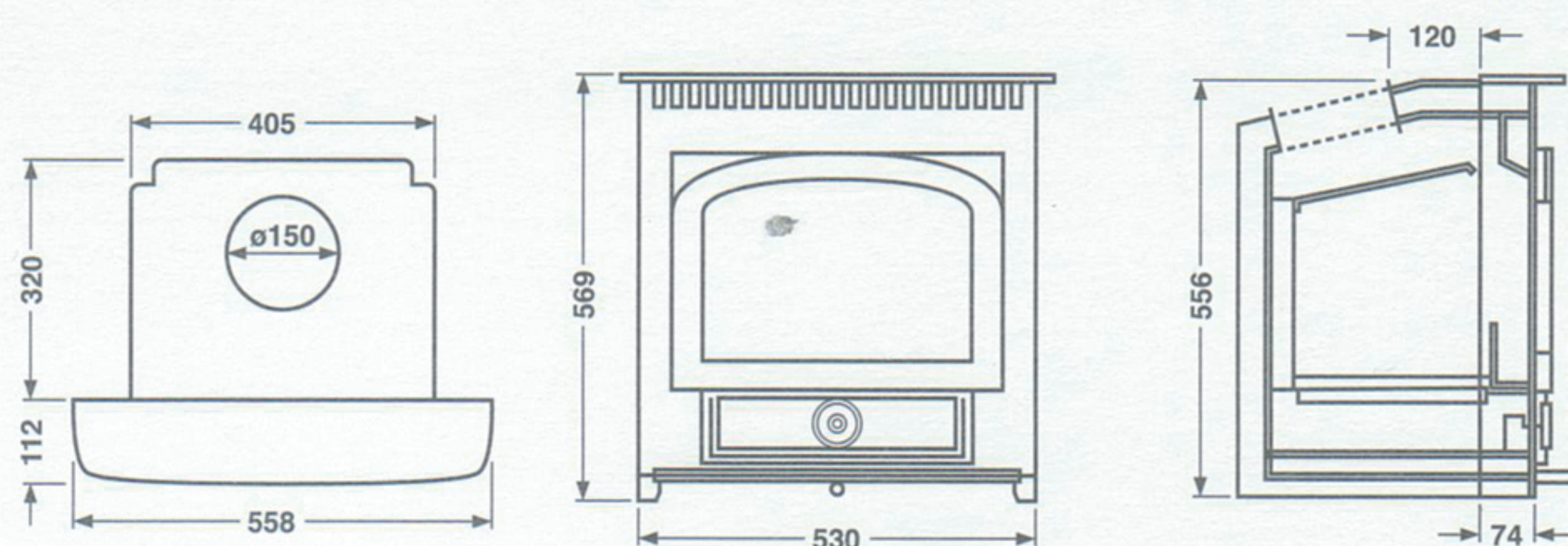
PIONEER 400P

Heat Output	1kW to 5kW
Weight	140kgs (without boiler)
Flue Outlet	150mm (6")
Boiler Options	■ 8,000Btu
Max. Log Length	250mm (10")



VISION INSET

Heat Output	1kW to 5kW
Weight	120kgs (without boiler)
Flue Outlet	150mm (6")
Boiler Options	■ 8,000Btu.
Max. Log Length	250mm (10")



Smoke control is an option on all but Solution 500SB, Vision Inset, Pioneer 400P and boiler stoves.

Some of our stoves have boiler options, the smaller Pioneer and Vision stoves can provide domestic hot water. The larger 650 and 750 stoves full central heating as well. Boilers can be fitted to our stoves at any time; if your needs change, you can change your boiler. If a boiler needs to be replaced in years to come, there is not a problem, most other stoves would need to be thrown away. Clearview Stoves' products are protected by numerous national and international patents and design rights. Outputs are dependent on fuel, installation and operation; all information given as a guide only: specifications and products may change without notice. Please note: adding a boiler to a stove will cool the firebox and will impair clean combustion. Even though our stoves are clean burning and reduce creosote emissions, this does not mean that you should neglect the regular cleaning maintenance of your chimney.